


# MODEL 4-500




## BENCH-TOP WELD HEAD

*The widest range of orbital welding equipment in the world*



The Model 4-500 is a fully integrated orbital tube weld head with an available component support and position tooling plate. It is designed for high-production bench welding of tubing, fittings, valves and other small component assemblies. The Model 4-500 is ideally suited for sub-assembly of components for semiconductor, aerospace, biopharmaceutical and all other industries requiring high-integrity, high-purity welded assemblies.

Weld head tooling consists of a variety of clamp assemblies. Some of which are universal, accommodating numerous fitting types, while other tooling is specific to its application.



### FEATURES

- All stainless steel, ball-bearing gear-drive.
- Ceramic heat shields protect housing from heat and allow high duty cycle operation.
- Water-cooled base unit, tooling and rotor facilitates high duty cycles and increases weld head longevity.
- A torque-limited clutch protects the drive-train from damage.

### QUICK SPECS

#### Rotation Speed

1.00 – 20.00 RPM

#### Tungsten Size

0.040" (1 mm)

#### Tooling Plate

12"x12" (305 x 305 mm)

#### Tube Size Range

0.093" - 0.500" (2,4 - 12,7 mm)

#### Max. Weld Current

75 A

#### Cable Length

20 ft. (6,1 m)

- A variety of tooling available.
- Compatible with all Model 9-500/9-500C tooling and all AMI Power Supplies.




[www.arcmachines.com](http://www.arcmachines.com) [www.theglobalweldingcompany.com](http://www.theglobalweldingcompany.com)


# MODEL 4-500

# BENCH-TOP WELD HEAD


## TOOLING




The available fixturing/positioning plate is provided with an assortment of supports and fixture blocks. This tooling facilitates rapid and repeatable alignment and positioning of multiple welded components.



Model 4-500 fitted with heavy-duty tooling for increased component support and automatic radial positioning of mini-fittings.



Model 4-500 without tooling plate.



Model 4-500 fitted with Model 9-500TCA (narrow) tooling.

## The Global Welding Company

For further information please visit our website  
or contact us at 1-818-896-9556



Dynamic. Growing. Integrated.

[www.arcmachines.com](http://www.arcmachines.com)

[www.theglobalweldingcompany.com](http://www.theglobalweldingcompany.com)

### HEADQUARTERS

Arc Machines, Inc.

10500 Orbital Way  
Pacoima, CA 91331 U.S.A.  
Tel: +1 / 818 / 896 / 9556  
Fax: +1 / 818 / 890 / 3724  
[sales@arcmachines.com](mailto:sales@arcmachines.com)

### SOUTHWEST OFFICE

Arc Machines, Inc.

10650 Haddington Drive  
Houston, TX 77043 U.S.A.  
Tel: +1 / 818 / 896 / 9556  
Fax: +1 / 818 / 890 / 3724  
[sales@arcmachines.com](mailto:sales@arcmachines.com)

### GERMAN OFFICE

Arc Machines GmbH

Markelsbach 2  
D-53804 Much, Germany  
Tel: +49 / 2245 / 91680  
Fax: +49 / 2245 / 916868  
[sales@arcmachines.de](mailto:sales@arcmachines.de)

### UK OFFICE

Arc Machines UK Limited

11 Low March  
Daventry, NN11 4SD, UK  
Tel: +44 / 1327 / 879606  
Fax: +44 / 1327 / 315034  
[sales@arcmachines.co.uk](mailto:sales@arcmachines.co.uk)

### INDIA OFFICE

AMI India Pvt. Ltd.

G O Square, "B" Building,  
1st Floor, Aundh - Hinjewadi  
Road, Wakad  
Pune - 411033 MH, India  
Tel: +91 / 90110 / 24331  
[sales@arcmachines.com](mailto:sales@arcmachines.com)